





1. There have 4 screws on the Al core, remove heatsink from Al core.


Please leave the heatsink aside.





2. Remove thermal pad foli



3. Fasten 4 screws



4. Fix AI Core X on UP Squared board with one screw, Then put the metal block on the pipe without screw



5. Fix the heat-pipe metal block on the chassis.

