


Dual Band FR4 Antenna

RFA-25-AP152-4G-110L

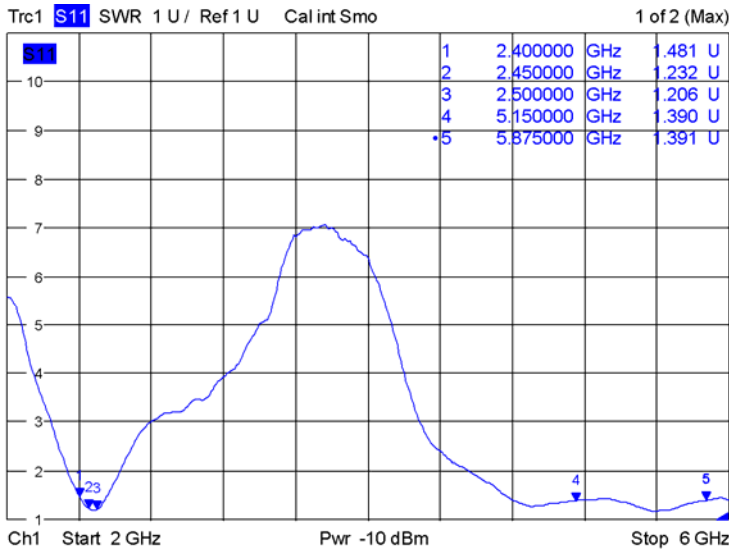
Electrical Specifications

Frequency range	2400 -2500 MHz	5150-5875 MHz
Average gain	-1.36 dBi	-1.19 dBi
VSWR	2.0 : 1 Max.	2.0 : 1 Max.
Power handling	1W (cw)	
Impedance	50 Ω	
Connector	I-PEX MHF4	
Cable	\varnothing 1.13 / L=110mm	

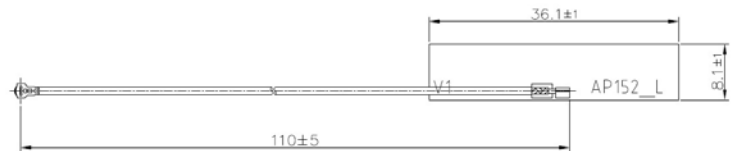


Environmental & Mechanical Characteristics

Temperature	- 10°C to +55°C
Humidity	95% @ 25°C



Date: 12.APR.2017 13:33:02



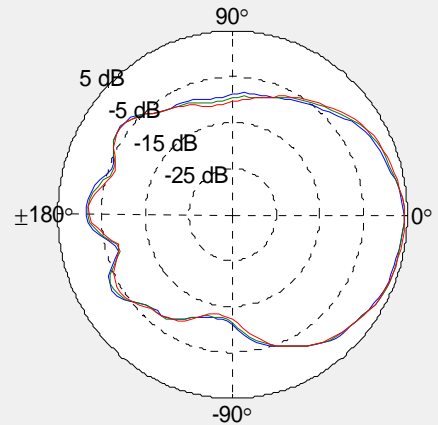
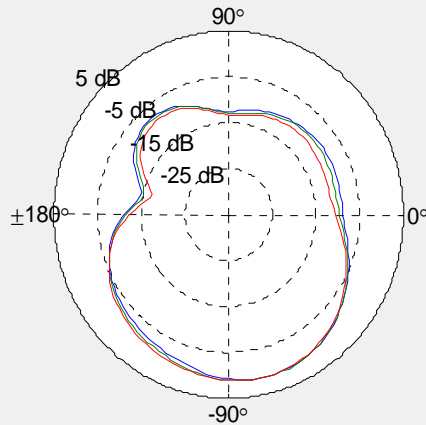
Radiation Pattern

2G Band = 2400 - 2500 MHz % 2G Band

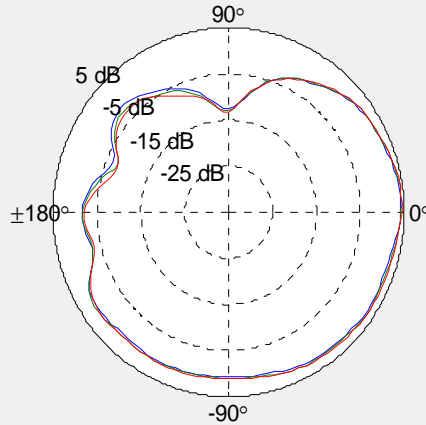
XY Plane (+X = 0°, +Y = +90°) / Elevation = 90 °

ZX Plane (+Z = 0°, +X = +90°) / Azimuth = 0 °

- 2400 MHz
- 2450 MHz
- 2500 MHz



YZ Plane (+Z = 0°, +Y = +90°) / Azimuth = 90 °

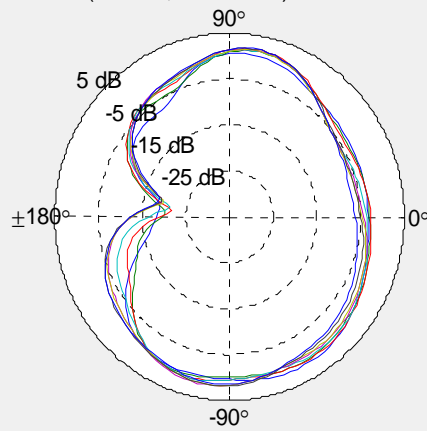


Radiation Pattern

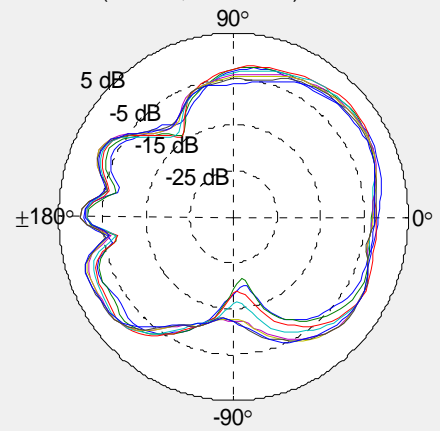
5G Band = 5150 - 5875 MHz % 5G Band

- 5150 MHz
- 5350 MHz
- 5475 MHz
- 5600 MHz
- 5725 MHz
- 5750 MHz
- 5825 MHz
- 5875 MHz

XY Plane (+X = 0°, +Y = +90°) / Elevation = 90 °



ZX Plane (+Z = 0°, +X = +90°) / Azimuth = 0 °



YZ Plane (+Z = 0°, +Y = +90°) / Azimuth = 90 °

